



Autumn is a great time to build your hedgehog house, so our spiky friends have a cosy spot to spend the winter


BUILD A HEDGEHOG HOME



It's important to care for the animals that visit your garden, especially in winter. **Have a go at building a cosy house for a hedgehog to hibernate in during the colder months**

For this activity, you'll need:

- > A quiet, shaded spot in your garden
- > 15-20 recycled bricks (a large wooden box would also work if you don't have any bricks)
- > 1 large stone slab
- > Dry leaves, grass and straw
- > An assortment of twigs



Step 1: Find the perfect spot


- > Find a flat, quiet, sheltered spot in your garden to build your hedgehog home
- > It's best to build your hog home close to a garden boundary, such as the foot of a wall or fence
- > It's a good idea to plan your hog house layout before beginning the build. You can draw your design on a piece of paper or using our activity sheets!

TOP TIPS

Make sure hedgehogs can get into your garden by making a hole in your fence or hedge

If a hedgehog is using the home, it's best not to disturb it. If you do find one, gently replace the lid and leave it be

Leave a few small twigs stacked at the entrance of your hog home. If they are disturbed, you'll know something has been inside




Step 2: Build your hog home

- > Before you begin building, put on a pair of hardy gardening gloves to help protect your hands
- > First, build a brick frame, following the layout you designed earlier
- > Make an entrance by leaving a small 12cm gap on one side
- > Build up your walls by adding another layer of bricks on top
- > If you're using a wooden box just pop it on the ground and cut a hole to let hedgehogs in

Step 3: Make the house feel like home

- > Make it comfy by placing leaves, grass and straw inside the home. This will act as soft bedding for the hedgehog
- > Finally, finish off your hog home by placing the large paving slab on top
- > You can also use plywood instead - just weigh it down with a couple of bricks



We'd love to see how your hedgehog houses turn out. Share a picture using #DobbiesLittleSeedlings and tag us!

-  @dobbiesgardencentres
-  @DobbiesGC
-  @dobbies

Check out more fun activities online at dobbies.com/little-seedlings

DID YOU KNOW?

A hedgehog has between 5000 and 7000 quills (spikes)!

