


COMPACT COFFEE LOUNGE SET
359097



BEFORE YOU START

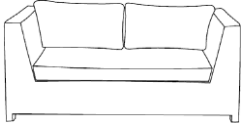

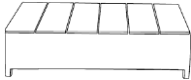

- Retain these instructions for future reference.
- Check the pack and make sure you have all the parts listed.
- Ensure that this product is fully assembled as illustrated before use.

WARNINGS

- Do not stand on the chairs or table. Do not sit on the table.
- Do not use this product if parts are missing, damaged or worn.
- Keep small parts out of reach of children.
- This product should only be used on firm, level ground.
- Make sure the legs remain in contact with the ground.
- This product is for domestic use only.
- Periodically, inspect and tighten all fixings to ensure the product remains secure.

ASSEMBLY INSTRUCTIONS PARTS

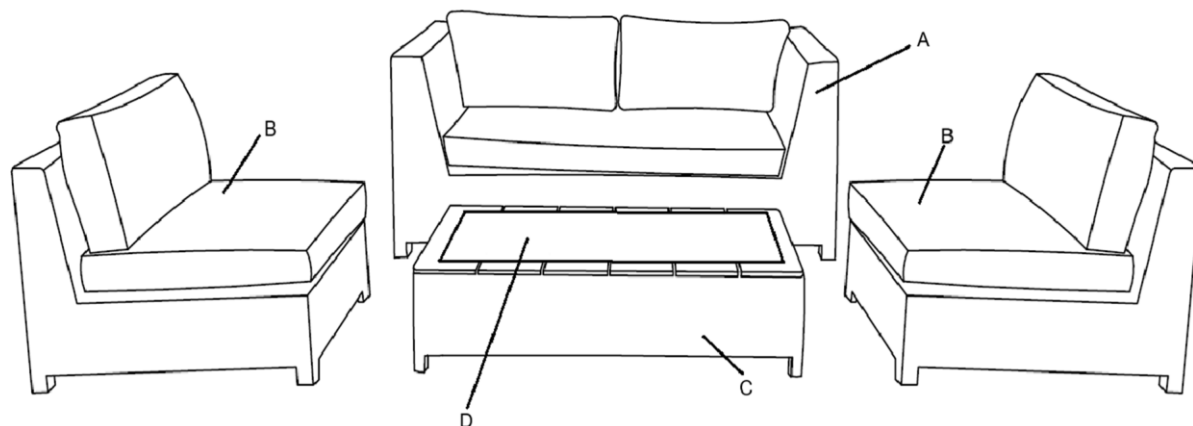
PARTS SUPPLIED

REF	DESCRIPTION	QUANTITY	ILLUSTRATION
A	2 Seater sofa with cushion	X1	
B	Single chair with cushion	X2	
C	Coffee table	X1	
D	Table mat	X1	

ASSEMBLY IMAGES & STEPS

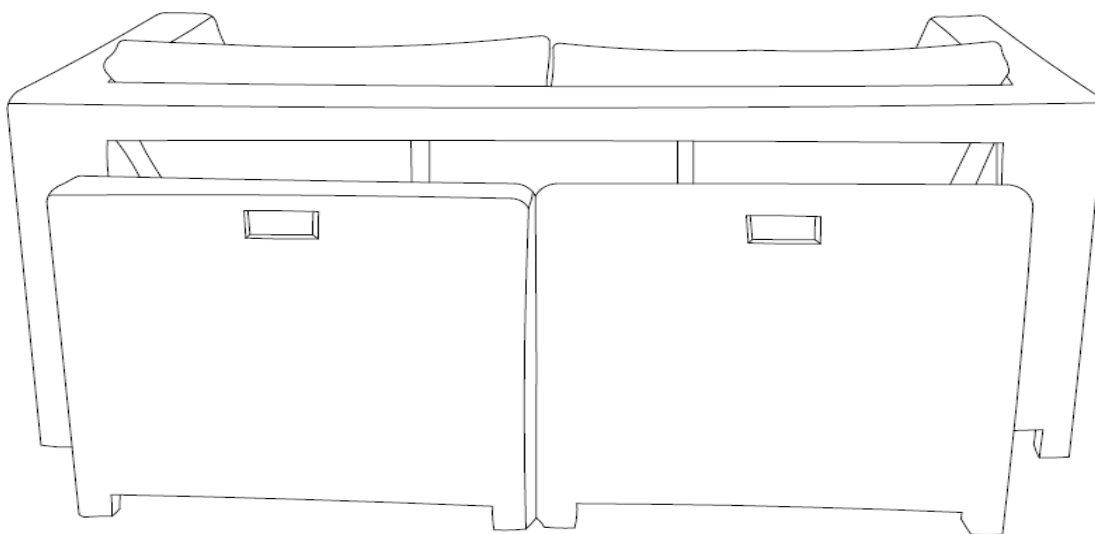
Step 1

Arrange parts (A), (B) and (C) as desired and place down cushions. Part (D) can be placed on C to protect the polywood top.



Step 2

For storing or when not in use, the chairs (B) can fit snugly into the back of the sofa (A) as shown below.



CARE INSTRUCTIONS

- To clean, wipe with a sponge and warm, soapy water, then wipe with a dry, clean cloth. Do not use solvent-based cleaners or detergents as these will damage the look of the product.
- Never use a pressure hose or washer to clean the product. Never use scourers, abrasives or chemical cleaners.
- Do not cut directly on the surface. Always use a cutting surface to avoid damaging the surface.
- To help maintain its appearance and avoid scratches, never place sharp pointed objects directly onto the surface.
- The metal is powder coated. Do not use a wire brush when removing dirt from this item as it may damage the paint leaving the surface open to corrosion.
- While polywood is designed to be weather-resistant, prolonged exposure to harsh sunlight or extreme temperatures can cause it to warp or fade.
- **WARNING!** If in direct sunlight, do not place glass objects directly on the table surface; please use the mat provided or a placemat. The magnifying glass effect caused by direct sunlight on glassware may cause the surface to melt.
- To prevent this, consider placing your polywood furniture in a shaded area or using the protective mat that has been provided.
- Additionally, avoid placing hot items directly on the surface of your polywood furniture, as this can cause damage and discolouration.
- If any liquid spills onto the rattan, clean it immediately with a damp cloth, and always refer to the care label.
- Due to the rattan being hand-woven, the weave may contain some colour and finishing variations. This is normal.
- Store the furniture in a cool, dry place. Ensure that the furniture is clean and dry before putting into storage. Do NOT put the product in plastic or other non-permeable material as this creates moisture.
- We recommend the use of furniture covers to protect your product when not in use.
- During bad weather and winter months, the product should be stored in a cool, dry place.
- After rain or snowfall, wipe off excess water or snow, especially from flat surfaces. Allow air to ventilate to avoid moisture and mould.
- Never drag furniture when moving it. Always lift it.
- Periodically check all fixings to ensure none have come loose and re-tighten when necessary.
- Never tilt the furniture. Ensure the furniture is always placed firmly on a solid, level surface.
- Please keep away from sources of extreme heat and naked flames.
- The warranty does not cover accidental damage/neglect or general wear and tear.