


LISBON BISTRO GREEN 363302





BEFORE YOU START

- Retain these instructions for future reference.
- Unwrap all packaging materials and place the components on top of the carton box or on a clean floor to prevent it from scratching.
- Ensure that this product is fully assembled as illustrated before use.

WARNINGS

- Do not sit or stand on the table. Do not stand on the chair.
- This product should only be used on firm, level ground.
- Make sure the legs remain in contact with the ground.
- Before using the product, make sure all fastenings are tightly in place and that everything is in order, and checked periodically.
- Do not use this product if parts are missing, damaged or worn.
- Exercise caution when operating folding mechanisms or transporting chair. Keep hands and fingers away from folding mechanisms to prevent possible entrapment or injury.
- Ensure that the product is fully opened before use.
- This product is for domestic use only.
- This chair is intended for a maximum weight of 110kg. This table is intended for a maximum weight of 50kg. Do not exceed this weight.

ASSEMBLY INSTRUCTIONS PARTS SUPPLIED


REF	DESCRIPTION	ILLUSTRATION
1	Chair x2	
2	Table	

ASSEMBLY IMAGES & STEPS

CHAIR

To open fold out chair:


Step 1:




DOBBIES INSTRUCTION MANUAL



Step 2:



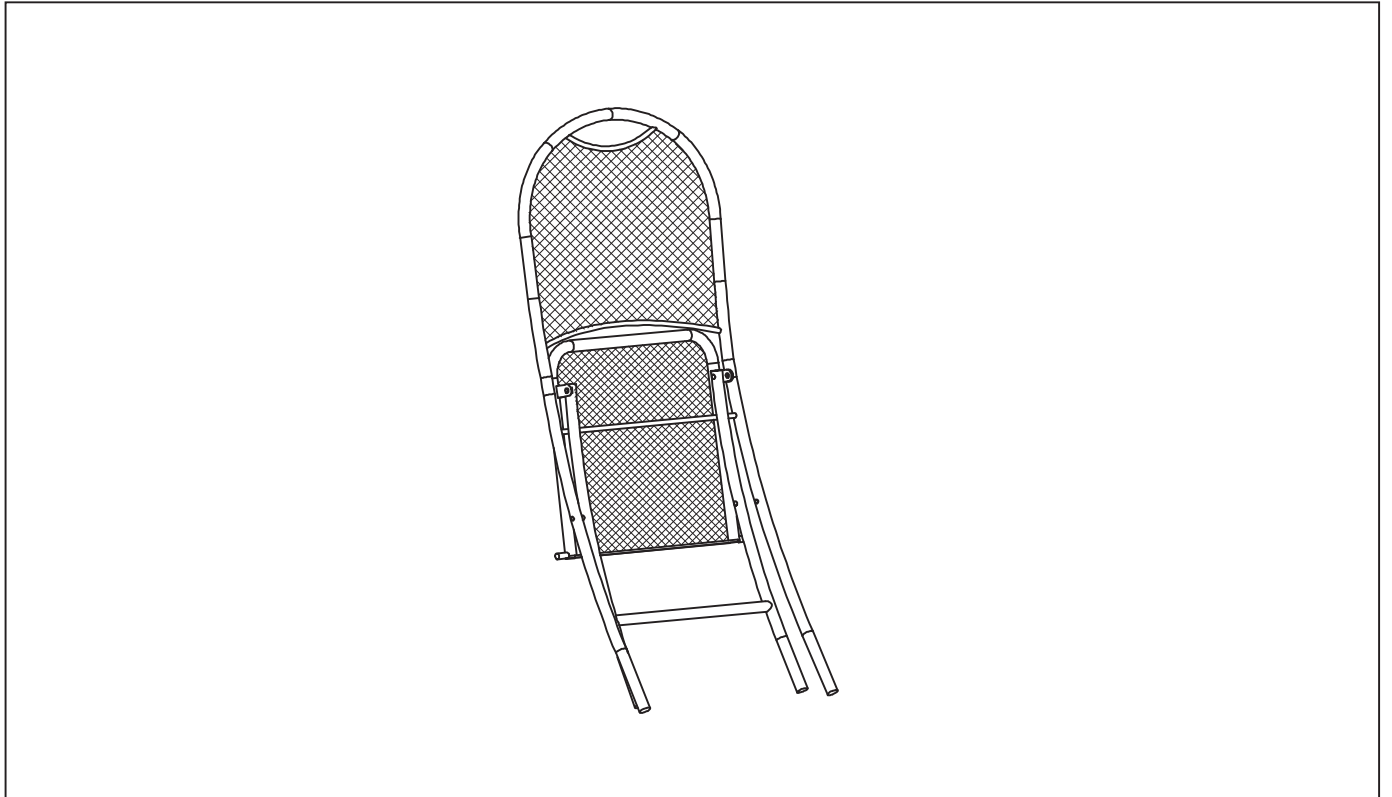
Step 3:



DOBBIES INSTRUCTION MANUAL

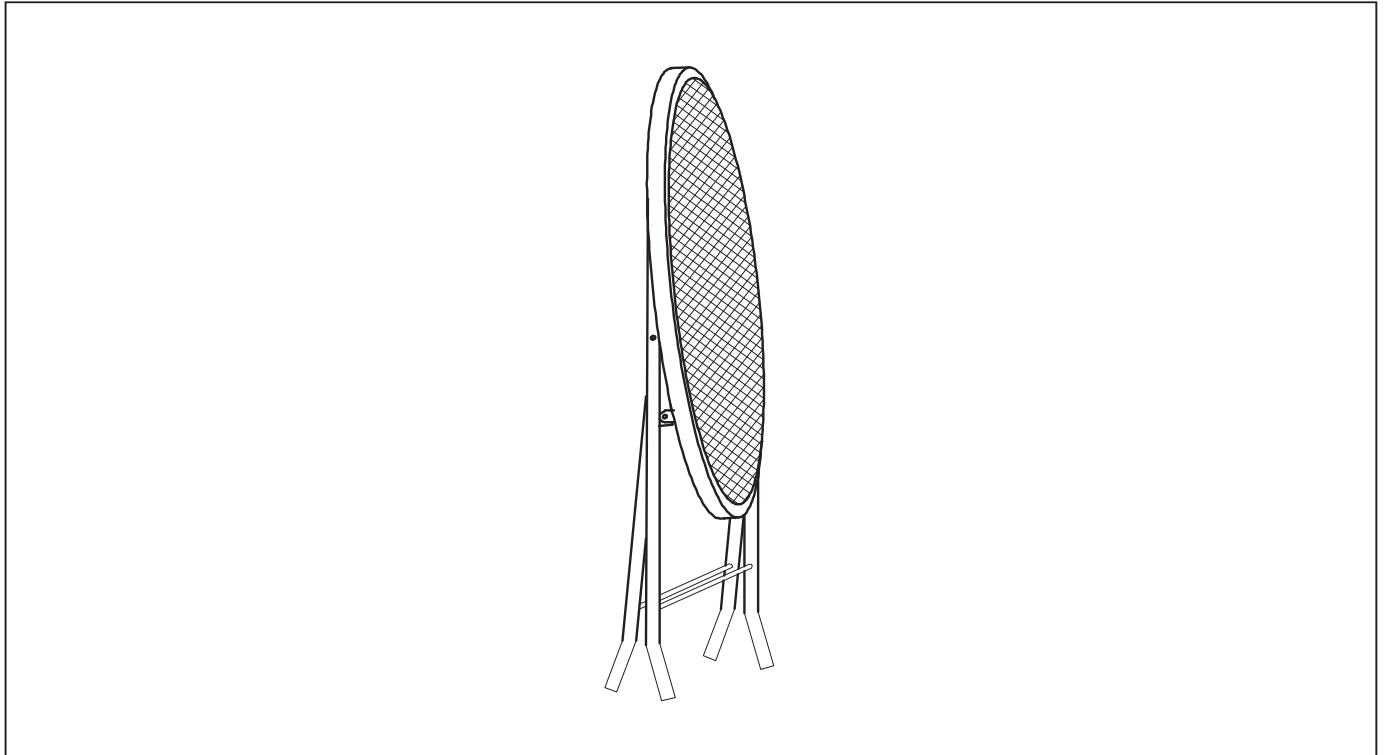


Step 4:



TABLE

Step 1:



Step 2:



Step 3:



CARE INSTRUCTIONS

- To clean, wipe with a sponge and warm soapy water then wipe with a dry, clean cloth. Do not use solvent based cleaners or detergents as these will damage the look of the product.
- Never use a pressure hose or washer to clean the product. Never use scourers, abrasives or chemical cleaners.
- Store the product in a cool, dry place. Before storage ensure that the product is clean and dry.
- Leaving the product exposed to weather, especially direct sun, rain and salt air, will speed the weathering process. This can be slowed by removing the product from these conditions or covering it with a suitable cover.
- Avoid sharp objects as these can damage or scratch the product.
- Please keep away from sources of extreme heat and naked flames.