

Factsheet

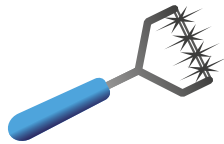

Get to know more about garden tools, including some of their silliest sounding names and how to be helpful in your garden or green space.

Silly garden tools

You might have heard of a rake and a fork, but have you heard of these too-funny-to-be-true garden tools?

Grubber

This tool is like a claw that helps pull out weeds and make the ground soft.




Weasel

This one has wheels with spikes that roll on the soil to make it loose and happy for plants.

Dibber

A pointy stick that makes little holes in the soil to put seeds in.




Loppers

Big scissors for cutting tree branches and thick stems.

Did you know?
Morning is the best time of day to water your plants.

Widger

A tiny scoop or stick that helps move baby plants into the ground gently.



How to be a garden helper

Fun ideas for helping your grown-ups in the garden or at your local green space – just remember to ask permission first.

Did you know?

You can test soil like a scientist, to make sure it has all the right nutrients for your plants.

Gather fallen leaves and twigs

Use a rake to sweep up fallen leaves and twigs to keep your space nice and tidy.

Brush the garden path

Use a broom like a magic wand for sweeping away soil, leaves and stones from patios and paths.

Water the plants

Use a watering can or hose to give your plants a nice drink – give them a gentle sprinkle and try not to flood them.

Pull up pesky weeds

Wear gloves and use your hands or a weeding tool to pull out unwanted weeds so your plants have room to grow.

Tidy away the tools

Once you're done in the garden, help your grown-up by putting the tools neatly back where they belong.

