


Aura Bistro Set

931959



BEFORE YOU START



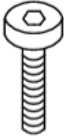




- Retain these instructions for future reference.
- When you are ready to start, make sure that you have the right tools, plenty of space and a clean, dry area for assembly.
- Unwrap all packaging materials and place the components on top of the carton box or on a clean floor to prevent it from scratching.
- Check the pack and make sure you have all the parts listed.
- Ensure that this product is fully assembled as illustrated before use.

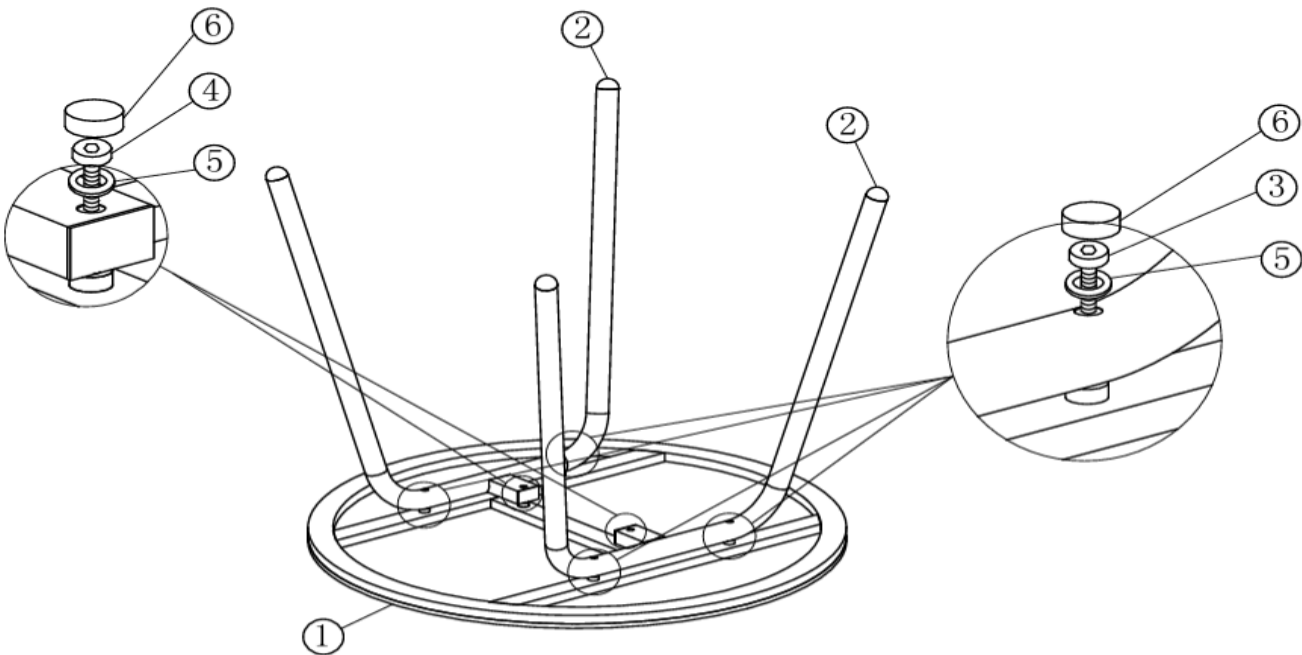
WARNINGS

- Do not stand on the table or the chairs.
- Do not sit on the table.
- Do not overtighten screws or bolts.
- Keep small parts out of reach of children.
- Do not use this product if parts are missing, damaged or worn.
- This product should only be used on firm, level ground.
- Make sure the legs remain in contact with the ground.
- This product is for domestic use only.
- Periodically, inspect and tighten all fixings to ensure the product remains secure.
- Each chair is intended for a maximum weight of 110kg. Do not exceed this weight.

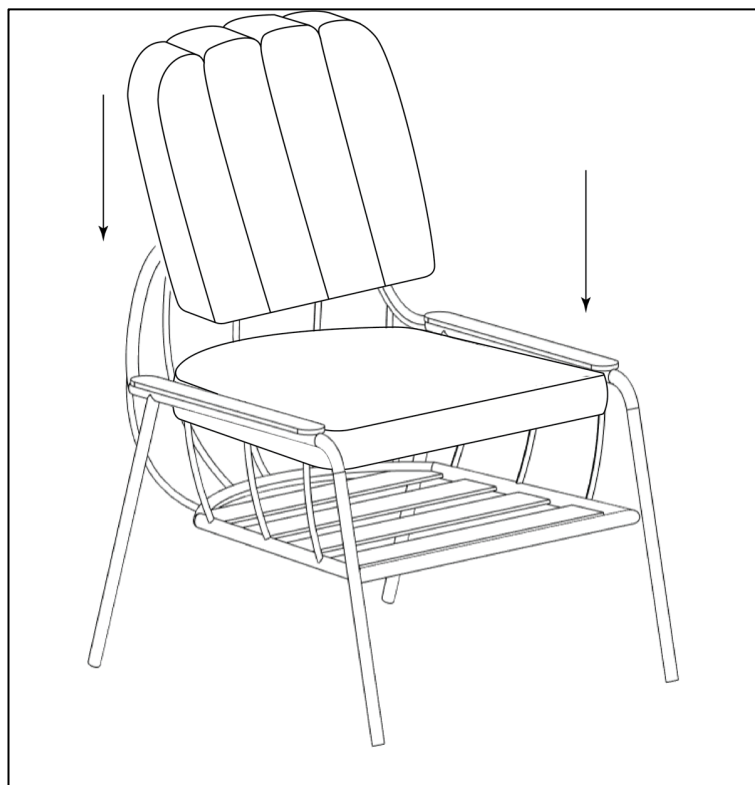
ASSEMBLY INSTRUCTIONS
Table



 ① 1X	 ② 2X	 M6X40 ③ 4X	 M6X32 ④ 2X
 D6 ⑤ 6X	 ⑥ 6X	 ⑦ 1X	



Chair



CARE INSTRUCTIONS

- To clean, wipe with a sponge and warm, soapy water, then wipe with a dry, clean cloth. Do not use solvent-based cleaners or detergents as they can bleach or damage the product.
- Never use a pressure hose or washer to clean the product. Never use scourers, abrasives or chemical cleaners.
- The metal is powder coated. Do not use a wire brush when removing dirt from this item as it may damage the paint leaving the surface open to corrosion.
- Store the furniture in a cool, dry place. Ensure that the furniture is clean and dry before putting into storage.
- We recommend the use of furniture covers to protect your product when not in use.
- Please note, the cushions are not waterproof and should not be left out in the rain. Please store the cushions in a cool, dry place when not in use.
- During bad weather and winter months, the product should be stored in a cool, dry place.
- Periodically check all fixings to ensure none have come loose and re-tighten when necessary.
- Please keep away from sources of extreme heat and naked flames.
- The warranty does not cover accidental damage/neglect or general wear and tear.

CONTACT

CUSTOMER SERVICES - EMAIL: CUSTOMER.SERVICE@DOBBIES.COM. TELEPHONE NUMBER: 0131 561 6406 OR CONTACT YOUR LOCAL STORE.

DOBBIES GARDEN CENTRES LTD, MELVILLE NURSERY, LASSWADE, MIDLOTHIAN, EH18 1AZ