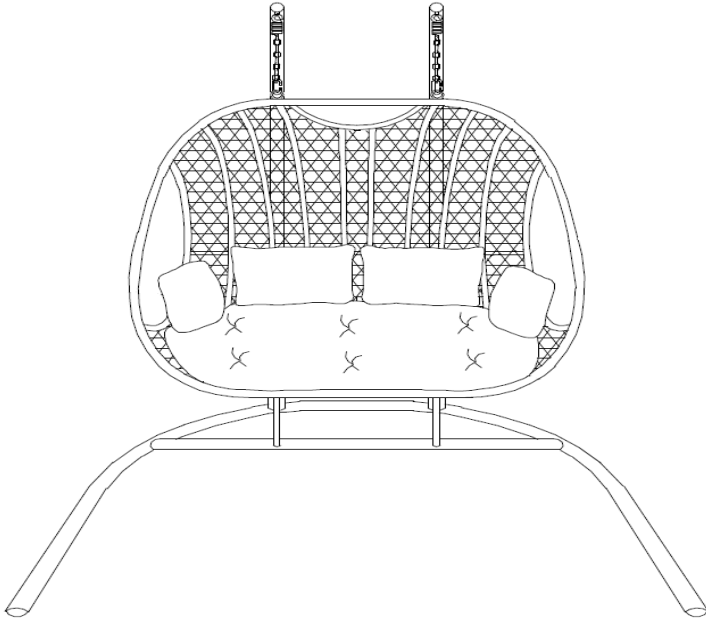


Malmo Double Garden Egg Chair

938003



BEFORE YOU START





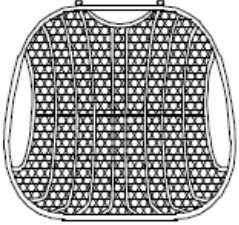
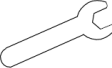



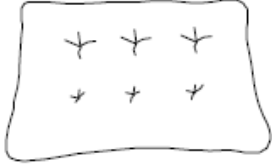




- Retain these instructions for future reference.
- When you are ready to start, make sure that you have plenty of space and a clean, dry area for assembly.
- Unwrap all packaging materials and place the components on a clean floor to prevent it from scratching.
- Check to make sure you have all the parts listed.
- Do not use power tools to construct this product.
- Ensure that this product is fully assembled as illustrated before use.

WARNINGS

- Do not stand on the chair.
- This product is not a swing and is only to be used for its designated purpose.
- This product is intended for a maximum weight of 120kg per seat. Do not exceed maximum weight of 240kg on this product.
- Do not tighten the screws until fully assembled.
- Do not overtighten screws or bolts.
- It is recommended that two people assemble this product.
- Keep small parts out of reach of children.
- Do not use this product if parts are missing, damaged or worn.
- This product is for domestic use only.
- This product should only be used on firm, level ground.
- Periodically, inspect and tighten all fixings to ensure the product remains secure.

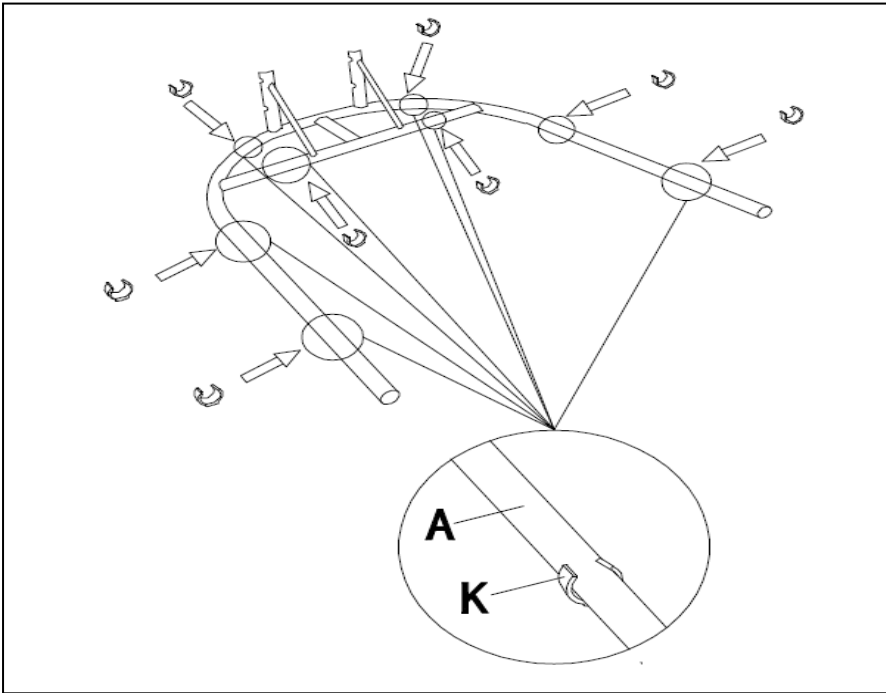
ASSEMBLY INSTRUCTIONS

PARTS SUPPLIED

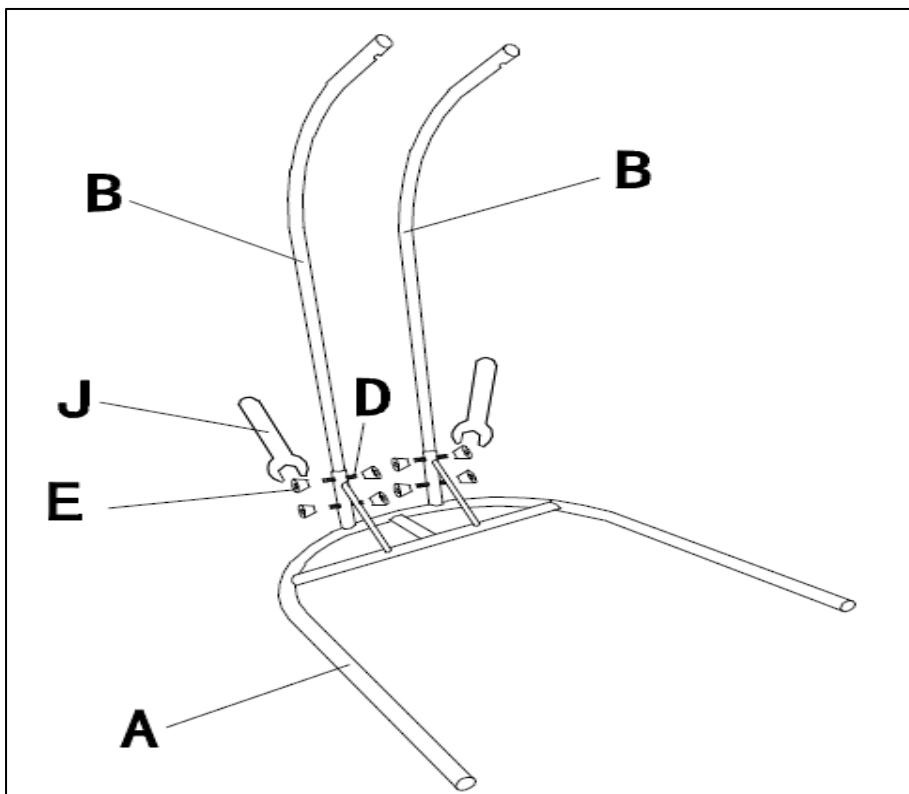
REF	DESCRIPTI ON	ILLUSTRATION	QTY	REF	DESCRIPTI ON	ILLUSTRATION	QTY
A	Base pole		1	H	Chain		2
B	Support pole		2	I	C hook		2
C	Egg chair		1	J	Spanner	 M10	2
D	Bolt	 M10	4	K	Feet		8
E	Nut	 M10	8	L	Seat pad		1
F	Hanging pole		2	M	Back cushion		2
G	Spring hook		2	N	Side cushion		2

ASSEMBLY IMAGES & STEPS

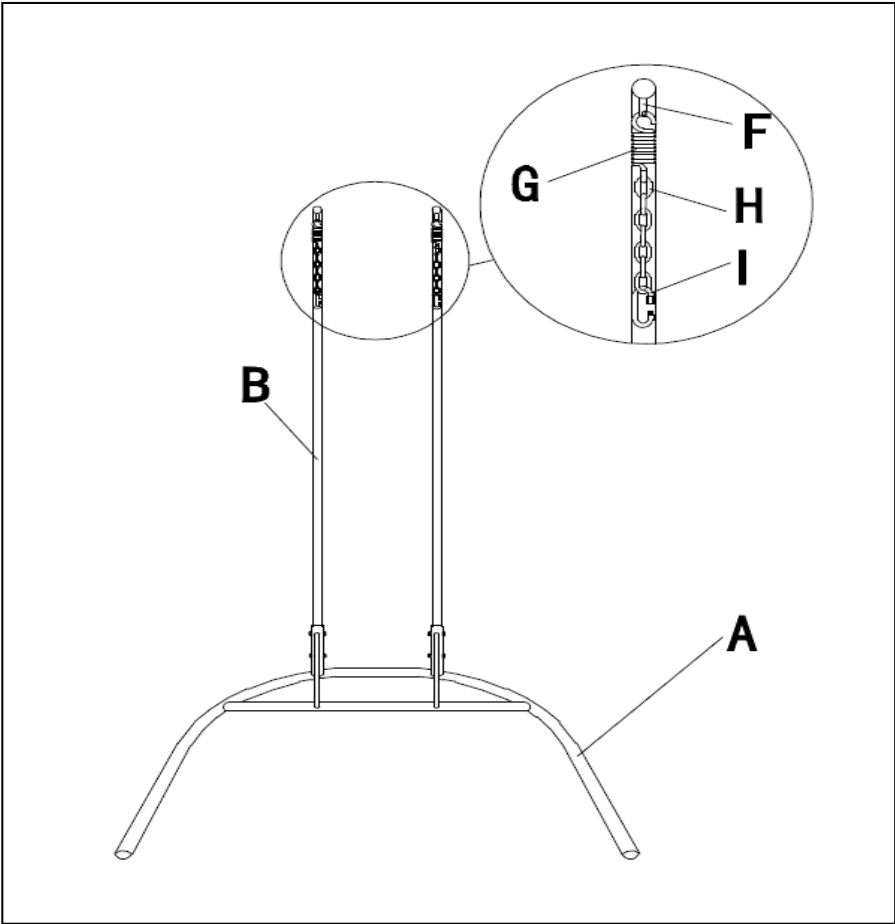
Step 1



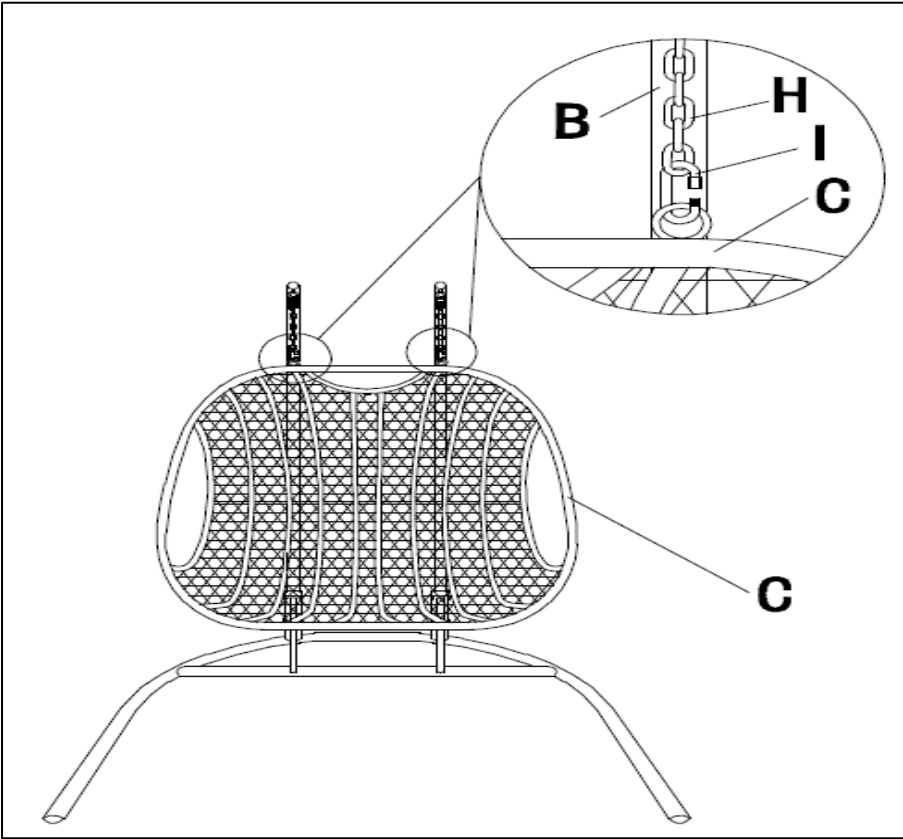
Step 2



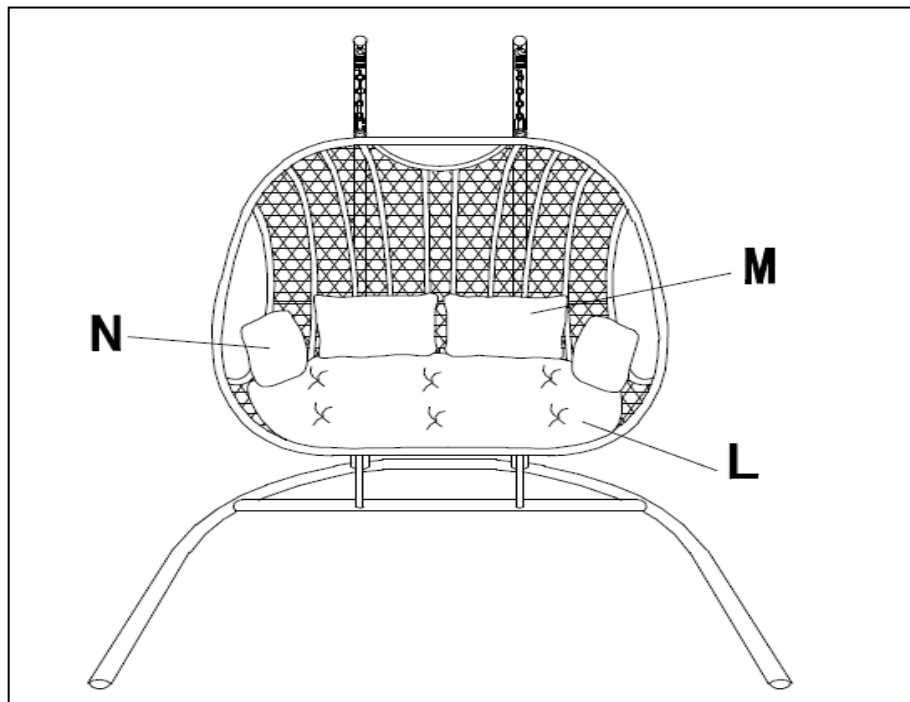
Step 3



Step 4



Step 5



CARE INSTRUCTIONS

- To clean, wipe with a sponge and warm soapy water, then wipe with a dry, clean cloth. Do not use solvent-based cleaners or detergents as they can bleach or damage the product.
- Never use a pressure hose or washer to clean the product. Never use scourers, abrasives or chemical cleaners.
- The pole surface is powder coated, do not use a wire brush when removing dirt from this item as it may damage the paint leaving the surface open to corrosion.
- Please note, the cushions are **not** waterproof and **should not** be left out in the rain. Please store the cushions in a cool, dry place when not in use.
- If any liquid spills onto the rattan, clean it immediately with a damp cloth, and always refer to the care label.
- Due to the rattan being hand-woven, the weave may contain some colour and finishing variations. This is normal.
- Store the furniture in a cool, dry place. Ensure that the furniture is clean and dry before putting into storage. Do NOT put the product in a plastic or other non-permeable material as this creates moisture.
- We recommend the use of a furniture cover when product not in use.
- Keep the egg chair away from fireworks and other flammable materials.
- Children should not assemble or disassemble the egg chair without sufficient adult supervision.
- Please keep away from sources of extreme heat and naked flames.
- The warranty does not cover accidental damage/neglect or general wear and tear.

CONTACT

CUSTOMER SERVICES - EMAIL: CUSTOMER.SERVICE@DOBBIES.COM. TELEPHONE NUMBER: 0131 561 6406 OR CONTACT YOUR LOCAL STORE.
DOBBIES GARDEN CENTRES LTD, MELVILLE NURSERY, LASSWADE, MIDLOTHIAN, EH18 1AZ