


SOLVE A PRICKLY PUZZLE!

Can you find your way through this tricky cactus maze?



Finish here

Start here

Guess what?
Before the 1800s, most UK homes were too dark and cold for houseplants to survive inside. Luckily, we can enjoy them now!



JOKE PATCH

What did the baby houseplants say to the gardener?
We're rooting for you!

Why did the cactus cross the road?
It was stuck to the chicken!

Knock knock!
Who's there?
Leaf!
Leaf who?
Leaf me alone!


LITTLE SEEDLINGS



Guess what?
We call many houseplants by animal's names – there's the spider plant, the snake plant, and the ostrich fern, for a start!

CREATE A BEDROOM JUNGLE!

ACTIVITY SHEET



WHICH IS THE ODD ONE OUT?

Most of these houseplants have a twin, but there is an odd one out – which one?



Answer: 8

HUNT THE HOUSEPLANT

Find these popular plants hidden in the grid!


- PALM
- SPIDER
- RUBBER
- SNAKE
- FLYTRAP
- FERN



I	D	P	K	S	Y	F	X	T	S
Y	L	T	V	U	C	L	T	Z	P
Q	T	R	D	L	A	Y	K	S	I
Y	R	U	K	I	C	T	A	N	D
J	D	B	T	Y	H	R	Q	A	E
I	E	B	I	Y	G	A	A	K	R
F	C	E	E	Z	L	P	N	E	E
T	U	R	S	R	P	A	L	M	X
L	N	Z	F	E	R	N	Y	E	Y
Z	K	W	W	K	U	R	V	O	D

ARE YOU A MATCH-MAKER?

Which of these shadows matches the spider plant on the right?



Answer: A

THAT CAN'T BE TRUE!


Some houseplants are known by pretty silly names. We've got some here: circle the name out of each pair that you think is a real plant, and see if you're right by checking the answers below!

- Bunny ear cactus
- Cat's ear cactus
- Giraffe's neck
- Donkey's tail
- Hens and chicks
- Sheep and lambs
- Mars ocean plant
- Moon valley plant

Guess what?
Spider plants are great air cleaners – it's estimated that 15 spider plants could clean the air of an average size house!



These are real plants: bunny ear cactus, donkey's tail, hens and chicks, mars ocean plant, moon valley plant



LITTLE SEEDLINGS

CREATE YOUR OWN MINI JUNGLE



Are you ready to get our hands dirty? If so, then why not create a mini jungle by planting three small houseplants in one pot together. You can do this activity in your garden or in the house, just make sure you put a sheet down though as this activity can be a little bit messy!

What you need for this activity:

- A large pot
- A saucer
- Pair of gloves
- Houseplant compost
- 3 x small houseplants of your choosing



With an adult, lets get ready to create your mini jungle:

- 1-Pop on your gardening gloves.
- 2-Half-fill the larger pot with houseplant compost. Rub out any lumps as you put it in the pot.
- 3-Now remove the pot from one of your mini houseplants carefully and place in the larger pot. To remove the pot, slightly squeeze it. Repeat this for the other two plants. Before filling your pot with compost, make sure you are happy with their position.
- 4-Fill the gaps around the plants with compost and firm in place.



AFTER CARE

Now is the time to find the right spot for your jungle. These plants would prefer to be out of direct sunlight, so avoid a really hot windowsill. The ideal place is a table or other surfaces just away from the window. Once in place, you can water it regularly. How often you water your mini jungle depends on what houseplants you have chosen, this should roughly be every 1-3 weeks, or when the soil feels dry.