

LITTLE SEEDLINGS



Guess what?

During the Alaskan gold rush in the 1890s, potatoes were practically worth their weight in gold. At that time, it was easier to find gold than it was to find nutritious foods!



Guess what?

Potatoes are one of the most eco-friendly vegetables – they're easy to grow, and don't require lots of fertiliser.

WHERE AM I?

Believe it or not, each of these words below is a type of potato – and they're all hiding in the grid!



ROOSTER

ANYA

DESIREE

CARA

HUNTER

KELLY



G	K	A	H	I	N	C	H	R
U	K	E	M	R	D	A	E	O
N	E	N	P	I	O	R	A	O
S	L	N	Q	S	E	A	I	S
H	L	I	D	T	R	O	C	T
I	Y	K	N	T	A	S	A	E
N	S	U	A	N	L	N	Z	R
E	H	V	C	U	S	O	Y	U
D	E	S	I	R	E	E	U	A

~~SPUD~~ SPOT THE DIFFERENCE

There are 5 changes in the picture on the right. Can you find them?

WE'RE POTTY ABOUT POTATOES!

ACTIVITY SHEET



TRUE OR FALSE?

Some of these potato 'facts' are true and some are big fat lies – but which ones? You'll find the answers on the back page if you need help.

- 1. You can clean rusty garden tools with a potato. TRUE / FALSE
- 2. There is a type of potato called Prince Edward. TRUE / FALSE
- 3. In ancient Peru, there was a Goddess of Potatoes. TRUE / FALSE
- 4. Ronald McDonald first introduced French fries to America. TRUE / FALSE
- 5. There is a type of potato called orange fir apple. TRUE / FALSE
- 6. Purple Majesty potatoes are actually purple. TRUE / FALSE
- 7. The Mashed Potato is the name of a dance. TRUE / FALSE
- 8. Potatoes were the first vegetable grown in space. TRUE / FALSE



THE GREAT LETTER MASH-UP

How many different words can you make from potato? Write them here.

POTATO


Handwriting practice area with a row of ten blank lines for writing words made from the letters in 'POTATO'. A purple arrow points from the word 'POTATO' to the first line.

JOKE PATCH

Why do potatoes make good detectives?
Because they keep their eyes peeled!

What do you get when you cross a potato with an elephant?
Mashed potatoes!

What do you call a monkey who cooks French fries?
A chipmunk!



JOIN THE POTATO PARTY!

Mr Potato Head wants to be with his friends – can you help him?

True or false answers: find out more!

- 1. True. If you add a little baking soda onto the cut surface of a potato and rub it on rust, it will remove it! The acid in the potato reacts with the rust.
- 2. False. They're called King Edwards and they make great roast potatoes.
- 3. True. The Incas, who were ancient Peruvians, loved potatoes!
- 4. False. Thomas Jefferson, who was the American president from 1801 to 1809, first served them in the White House when his chef made them by mistake – they were a big success!
- 5. False. It's called pink fir apple!
- 6. True. There are other purple and blue types of potato too.
- 7. True. It was a dance craze in the 1960s – ask your grandma!
- 8. True. Potatoes became the first food grown in space when potato plants were taken on board the space shuttle Columbia in 1995.

SPOT THE DIFFERENCE ANSWERS BELOW!



HOW TO GROW YOUR OWN POTATOES



This is a great time of year to start growing your very own potatoes in your garden. If you plant one seed potato under the ground, it will produce a whole pan full of potatoes later in the year. They are very easy to grow, and they taste delicious – and it's also very environmentally friendly to grow your own food.

Seed potatoes should be planted in early spring after it has been 'chitted'. This is a funny word, but it is the first step to growing potatoes. When you buy your seed potatoes, all you must do is place them in an old egg box and keep them in a light, cool and frost-free place. Once you see strong green shoots appear, the potatoes are ready to be planted.



What you'll need:

- An old egg box with the name of the seed potato and planting depth on the lid somewhere
- About three seed potatoes (ideally a first early with obvious eyes)
- A potato sack for growing potatoes
- A selection of seed potatoes



STEPS

- 1 Place your seed potatoes in the open egg box, the more eyes you have at the top the better. To chit them, you must leave the lid off the box. These potatoes are called 'First Earlies', which means that they will be one of the first types of potato ready later in the year – so they will be ready to harvest in June and July. It will take between 4-6 weeks for your seed potatoes to form shoots. Pop your potatoes on a sunny windowsill in a cool room.



- 2 Once the shoots have appeared, it's time to plant them. Different types of potatoes are planted at different depths in the soil or bag that you are growing them in. It'll depend on the type of potato you are planting, but on average they should be planted 12cm deep and 30cm apart. Find a sunny, and it must be a sheltered spot because frost can cause damage to plants. They also need a well-drained and fertile soil – that means that the soil shouldn't get too soggy and is healthy with lots of goodness in it – and they need lots of water.
- 3 Once planted, keep a close eye for signs of growth. Keep watering regularly and cultivate around the potato plants as they grow to remove any weeds that appear.
- 4 When your plants are about 8cm tall, pull loose earth towards them to ensure that the tubers remain covered. This is called 'Earthing-up'. You need to continue to do this. When growing in a bag you can avoid 'earthing-up' by filling the bag with compost at the start.
- 5 Dig the potatoes after the leaves have withered and the plant has died back. Use a shovel or garden fork to dig all the potatoes, which will be connected to the root's underneath the plant. Once this is done, wash the soil off the potatoes and they are ready to cook. Different varieties of potatoes are good for different recipes, why not use yours to make some chips, mash potato or in a salad!



CREATE YOUR OWN MR/MS POTATO HEAD

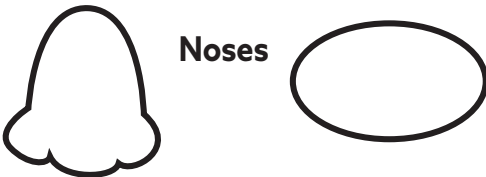
- Stick a potato shape on a piece of paper, leaving enough room to add the arms and feet around the edges.
- After adding the ears and arms, choose which feet, eyes, nose, and mouth you will add to your potato head picture. Would you like to add a pair of glasses, a hat or a moustache, too? Colour them in, cut them out and stick them on to your picture!



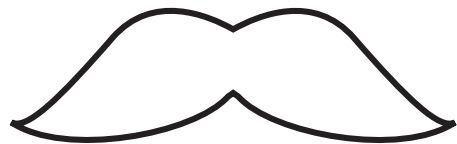
Eyes



Noses


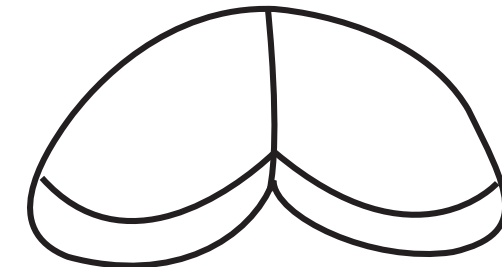


Mouths



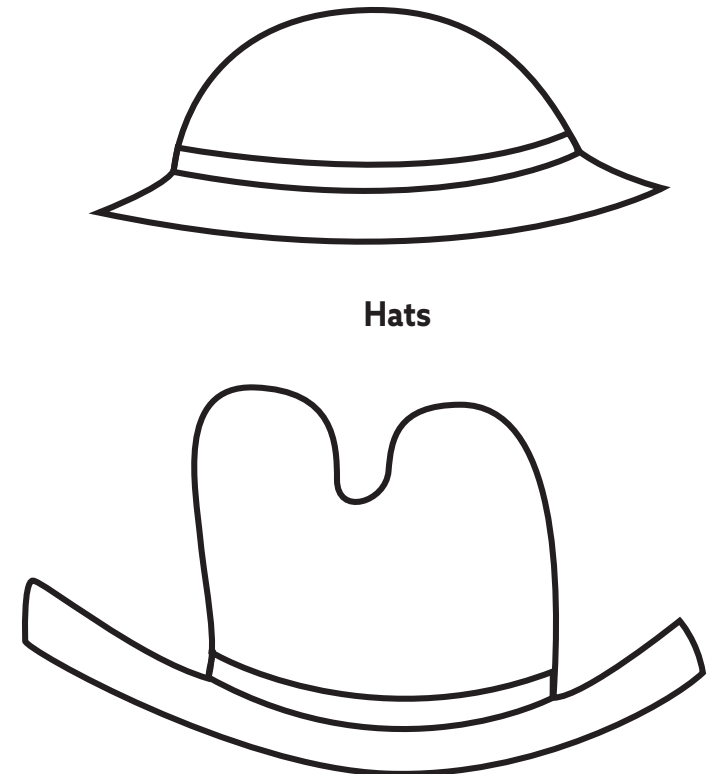
Moustache

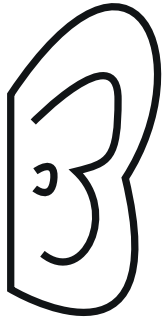
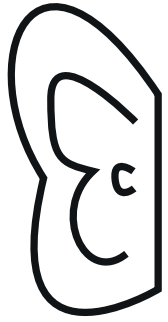
Shoes




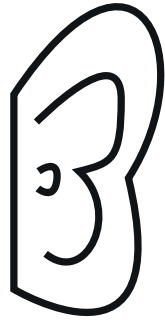
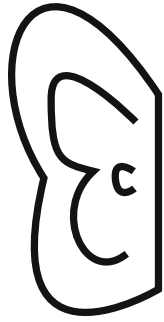
Glasses

Hats









Ears



Bodies



Arms